



District Report Card: 2017


State: Andaman & Nicobar Islands	District: Andamans
Class: 3	Subject: Language
Schools: 70	Students: 739


Participation/Coverage


Students

<div>GENDER</div> <div></div>	Boys				Girls			
	Number		%		Number		%	
	360		48.71		379		51.29	

<div>AREA</div> <div></div>	Rural				Urban			
	Number		%		Number		%	
	518		70.09		221		29.91	

<div>CATEGORY</div> <div></div>	SC		ST		OBC		GEN	
	Number	%	Number	%	Number	%	Number	%
	0	0.00	34	4.60	130	17.59	575	77.81

<div>CWSN</div> <div></div>	LD	VI	HI	S&LD	ID	Oth
	0	1	0	1	4	1

<div>Management</div> <div></div>	Government		Government-aided	
	Number	%	Number	%
	686	92.83	53	7.17

Average Performance of Students in Language (%)

Overall	Gender		Area		Management		Social Group			
	Male	Female	Rural	Urban	Govt.	Aided	SC	ST	OBC	GEN
58.28	57.81	58.72	60.82	52.31	58.61	53.96	0.00	57.84	59.49	58.03

Performance on Learning Outcomes (LOs)

Learning Outcomes	Description	Average Performance(%)
L304	Reads small texts with comprehension i.e., identifies main ideas, details, sequence and draws conclusions	58.35
L312	Reads printed scripts on the classroom walls: poems, posters, charts etc.	58.13

Range of Performance of Students who Answered Correctly							
Below 30%		30% - 50%		50% - 75%		Above 75%	
Number	%	Number	%	Number	%	Number	%
95	12.86	194	26.25	260	35.18	190	25.71

Lowest Performing Learning Outcomes (LOs)

- 1 - Reads printed scripts on the classroom walls: poems, posters, charts etc. (58.13)
- 2 - Reads small texts with comprehension i.e., identifies main ideas, details, sequence and draws conclusions (58.35)